



TOP

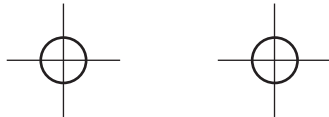


DRILLING TEMPLATE



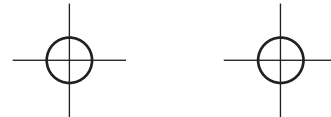
CARGO EXTRA 1493
CARGO JUMBO 1491

top **LEFT** corner



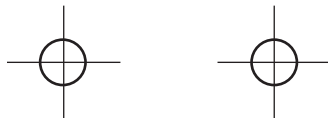
CARGO EXTRA 1493
CARGO JUMBO 1491

top **RIGHT** corner



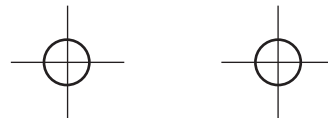
CARGO 1390

top **RIGHT** corner



CARGO 1390

top **LEFT** corner



Thank you for purchasing AtranVelo WOODY.

To get the joy of this product for many years you should maintain the wooden box as described below.

Wood is a living material and will move depending on which environment the product is exposed.

The box is oiled with water-based wood oil or with water-based wood paint.

Please use a good quality wood oil/paint or equivalent for best maintenance.

The frequency of how often you should coat the box with oil depends on where and how it is used.

If you are unsure of how you should do, please contact your local paint store for more information about selecting wood oil.

Unprotected wood can crack and rotations can occur.

- Be sure to always examine the wooden box before using it so that it's correctly installed, is in no way damaged and all screws are tighten.
- Be aware of that the bike will behave differently when the box is mounted and especially when the box is loaded.
- We recommend test cycling with mounted and loaded basket in a safe place before using it in traf-fic for the first time.

When the box is mounted on your front carrier you shall verify,

- That **NO** lights or reflectors are covered or obscured.
- Check before riding your bike that the luggage is so evenly distributed in the box as possi-ble.
- Under no circumstances shall any individual or animal be transported in the box. Nor may the box be changed from its origins.